

Veeva Vault Validation

Dramatically reducing the burden of computer system validation

Life sciences companies have, for decades, faced a common hurdle in their efforts to implement new software applications – validation. The validation process has historically been slow and cumbersome, often taking as long as the implementations themselves. Many companies delay upgrading applications to avoid the validation effort required, and now run software that is three or more years out of date. Vendors, in general, have done little to solve this problem, until now.

Veeva Vault was designed for the life sciences industry by experts experienced with GxP regulatory requirements. Based on decades of experience, Veeva designed a multitenant cloud platform and suite of applications that stay up to date and are easy to validate.

Veeva's validation services reduce the overall time and effort companies spend validating applications. Veeva supports the validation requirements for hundreds of customer Vaults, three times a year. And Vault customers report validation cycle times that take up to 80% less time than their legacy on-premise solutions.

Benefits of Veeva Vault

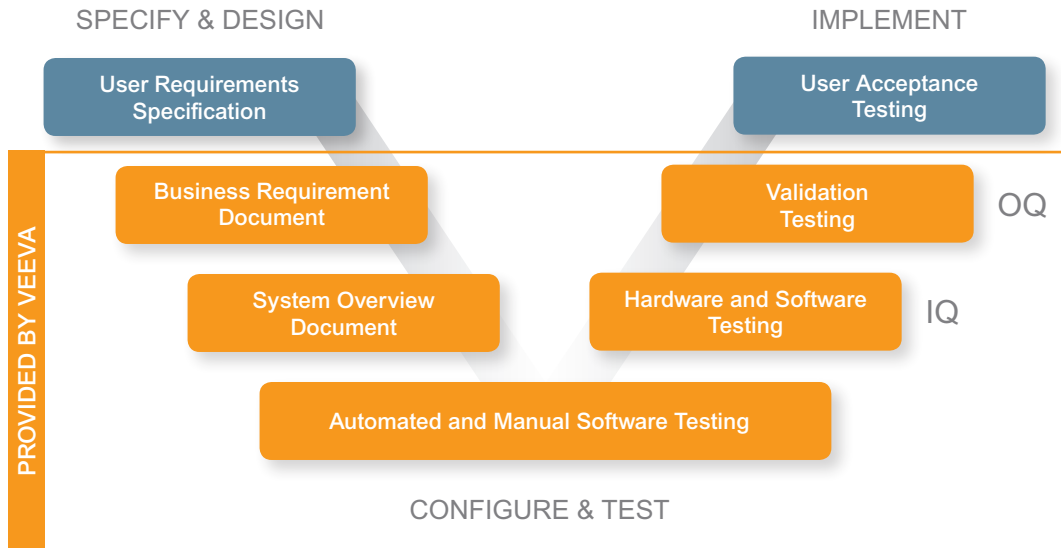
Reducing validation time – Veeva's validation experts work across product, services, quality, and operations teams to build in-house compliance capabilities that offload the validation burden from clients. Veeva performs and documents all elements of Infrastructure Qualification (IQ) and Operational Qualification (OQ) for each major release. Veeva also provides a sandbox/test environment and user acceptance testing (UAT) scripts that can be leveraged and adapted for Performance Qualification (PQ).

Controlling validation costs – To minimize the costs of developing validation documents and test cases, Veeva provides a complete validation package for each release, including a validation project plan, requirements documents, a test protocol, IQ/OQ, traceability matrices, and a validation summary report.

Minimizing compliance risk – Veeva performs a risk assessment of every new or updated feature to help customers evaluate the potential effect on validation efforts. Veeva's customer success managers help assess the impact and risk associated with each enhancement so customers can make informed decisions regarding change control or validation.

Validating Veeva Vault

Veeva's qualification, testing, and validation approaches are aligned with industry best practices for computer system validation.



Software Development

Agile development practices enable Veeva to respond quickly to regulatory changes or technology trends. Veeva combines agile development with complete, end-to-end documentation and traceability to provide auditability across product management, software development, testing, and release.

Infrastructure Qualification

Veeva maintains qualification of all hosting infrastructure. Vault software products are hosted in world-class, secure facilities that are ISO27001 certified with SOC 1 Type II attestation in the US. Veeva maintains 100% redundant hardware and data in geographically separate locations to ensure high availability. Content and data are encrypted, backed up nightly, and kept for a 30-day rolling retention period. Disaster recovery environments are tested monthly.

Functional Testing

Veeva works with third-party validation testing experts to develop and execute validation scripts that are updated and re-executed every release. A comprehensive revalidation of all system functionality is performed every two years to ensure that no adverse cumulative impact of incremental releases has occurred.

Inter-release Validation

For every major release, any customer-reported issue that requires a patch is assessed for validation impact: frequency, criticality, and GxP impact. Veeva re-executes the appropriate validation scripts for all medium and high risk items. A validation sign-off happens before the patch is released.

Becoming Validated

During implementations, Veeva helps customers establish a focused validation methodology that facilitates the adoption of software upgrades while maintaining quality and addressing risk. As a standard part of practice, Veeva supports customers with planning, managing, testing, and preparing for validation. Veeva regularly hosts customer audits upon request.

Customers work with Veeva professional services to configure Veeva Vault according to their requirements. A user requirements specification is created in accordance with the customers' validation methodology. User acceptance testing (UAT) or a Performance Qualification (PQ) is planned and conducted to confirm the system configuration (including security profiles, workflows, document taxonomies, and pick lists/fields). This confirms that the application, as configured, meets customer business requirements.

Customers leverage Veeva's executed validation documentation to reduce implementation time and effort:

Validation Deliverables	Veeva	Customer	Customer Action
Master Validation Plan (MVP)	√	√	Leverage or Develop
Business Requirement Document	√		Reference
Installation Qualification (IQ) Protocol	√		Reference
Operational Qualification (OQ) Protocol	√		Reference
IQ Scripts and Results	√		Reference
OQ Scripts and Results	√		Reference
Trace Matrix (through OQ)	√		Reference
Validation Summary Report (VSR)	√		Reference
System Release Memo	√		Reference
Configuration Specification	√		Referenced in URS
Configuration User Requirement Specification (URS)		√	Develop
User Acceptance Testing (UAT) Protocol	√	√	Leverage or Develop
UAT Scripts	√	√	Leverage or Develop
UAT Summary Report		√	Develop
Trace Matrix (through PQ)	√	√	Leverage or Develop

Staying Validated

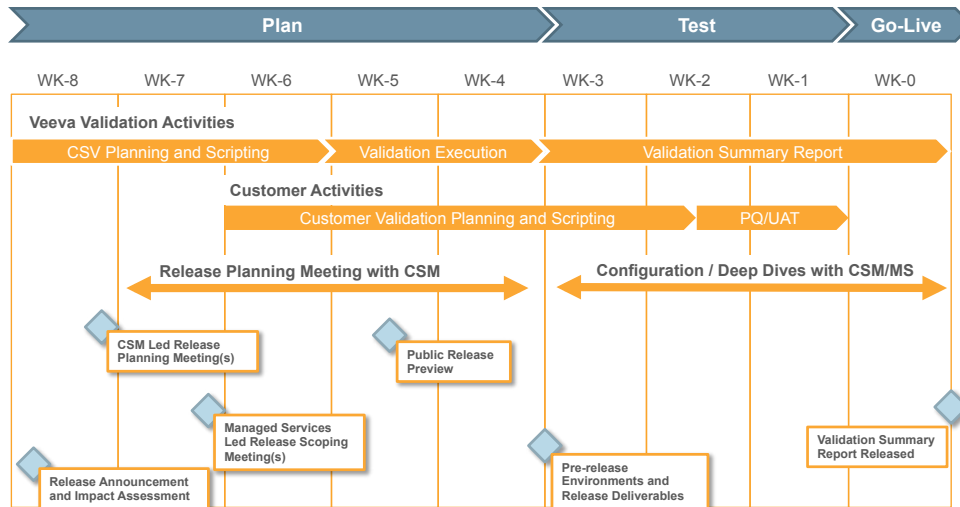
Veeva releases a comprehensive new version of Veeva Vault approximately every four months and regression testing is performed on every release. Prior to each release, Veeva provides a Release Impact Assessment that documents all upcoming features, feature risk, and enablement details. Veeva also provides dedicated pre-release Veeva Vaults — validated sandbox environments where customers can test their current configuration against updated software prior to system release. New features or upgrades that will not impact the validated status of the application can often be accepted under change control with little or no testing required. Generally, features that may impact existing system behavior or have a potential GxP impact are turned off by default and must be turned on or configured by the system administrator. This approach provides for a planned and predictable release of new software.

Veeva's customer success team proactively engages customers to assist with planning for validation activities and new feature implementation. Each customer's assessment of risk and impact determines their level of validation testing for that release. Low-risk software changes can be qualified with change control. Medium- and high-risk software changes may need testing based on whether they are turned on or incorporated into business procedures.

The customer success team helps customers accurately assess new functionality so customers can limit testing and validation to those enhancements that introduce risk. Most customers only assess the auto-on enhancements and capabilities from prior releases that were turned on or configured in the sandbox environment.

This consistent, predictable approach helps customers keep pace with the rapid innovation delivered with multitenant software.

Validation Timeline for New Releases



Validation Resources



Figure 1. For each release, a dedicated webpage aggregates all the relevant information about the release and included enhancements.

Figure 2. The release impact assessment identifies any new capability that may affect a customer's validation efforts and provides an assessment of the default impact and potential risk.

Application	Feature	Assessment	Default Impact	Feature Risk	Comment
ERP	New Supply Chain Entry	Automatically Available	Low	Low	Requires a new object entry, but automatically available for implementation. No need for validation. No impact on existing data or reports.
ERP	Improved Inventory Site Selection	Automatically Available	Low	Low	For implementation, ensure the user configuration is set properly. No impact on existing data or reports. No impact on existing reports.
Procurement	Auto-generated Invoices	Manual Configuration	None	Low	Automatically generate invoices for each order in selected Purchase Order.
Procurement	Auto-generated Invoices for selected order types	Manual Configuration	None	Low	Automatically generate invoices for selected order types.
Procurement	New Standard Purchase Order (PO) Request	Manual Configuration	None	Low	Standard Purchase Order and New PO Request.
MR	Inventory Issues	Manual Configuration	None	High	Requires user manual updates. The user manual is available in the user manual. No impact on existing data or reports.
MR	Single Step Or Lot Release	Manual Configuration	None	High	Requires user manual updates. The user manual is available in the user manual. No impact on existing data or reports.
MR	Single Step Or Lot Release	Manual Configuration	None	High	Requires user manual updates. The user manual is available in the user manual. No impact on existing data or reports.
MR	Single Step Or Lot Release	Manual Configuration	None	High	Requires user manual updates. The user manual is available in the user manual. No impact on existing data or reports.
MR	Single Step Or Lot Release	Manual Configuration	None	High	Requires user manual updates. The user manual is available in the user manual. No impact on existing data or reports.

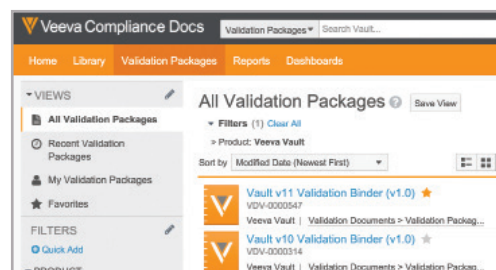


Figure 3. VeevaDocs provides a one-stop-shop for all of Veeva's validation documentation, including validation plans, protocols, business requirements documents, traceability matrices, and validation summary reports.