



INNOVATION GUIDE

Veeva Vault MedComms

Overview

With increasing stakeholders looking for more information through new channels and formats, finding a way to balance speed and accuracy is crucial to medical content success.

Veeva Vault MedComms streamlines scientific content creation, review, and distribution, allowing biopharma to scale up medical content operations while remaining compliant and accurate.

Read on for tips and tricks to maximize your Vault MedComms investment, whether through easier collaboration across teams or faster dissemination of content and evidence to field and medical information.

Medical content lifecycle





Tips & Tricks

CREATE AND COLLABORATE

Speed content creation with Templates and Merge Fields

Document Templates are a great way to quickly create new versions of existing content (e.g., a localized global standard response letter). When creating the new localized version, Vault copies the template file and uses that as the source file for the new document.

Merge Fields allow users to insert information from a document's metadata into the document (e.g., different variables in a letter, such as country-specific phone numbers, email addresses, or specific disclosures). The Merge Field function triggers Vault to search within the document and replace specific tokens with field values from the document's metadata, making it easy to populate the standard letter with new details.

Work more effectively with Collaborative Authoring

Generating new medical content requires time and effort from multiple stakeholders, including outside agencies and writers who collaborate through numerous back-and-forth conversations over email.

Collaborative Authoring helps content creators work more effectively together while maintaining compliance. Project or document owners can upload a document to Vault MedComms and give others access to contribute. Only users with the correct permissions can join collaboration sessions, and edits can be done simultaneously.

Users can check out a file with one click, make changes, and then save it to the Office 365 file, updating Vault. When done with Collaborative Authoring, users can close out Microsoft Word, and all the changes will be synchronized into Vault.

Collaborative Authoring is an easy and compliant way to work jointly on everything from documents and spreadsheets to slide decks.

RESOURCES: [The Collaborative Authoring Resource Hub](#) contains additional information and demonstrations to help you get started.



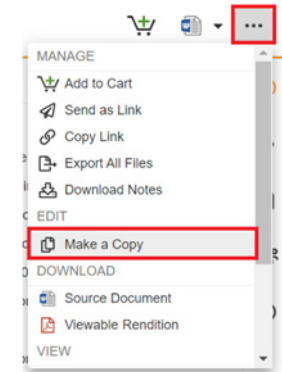
Tips & Tricks

Repurpose approved content with Make a Copy

When localizing medical content, authors often need to modify the original document. They may have to translate it, change terminology and contact information, add slides, or remove information that is not relevant to the specific country.

Vault MedComms makes it easy to reuse documents or binders with the Make a Copy option. When a user makes a copy of a document, the new version will have the same fields, content, and structure as the source file. A relationship is also created between the source document and its copies to allow for traceability. Once the document is approved, regional affiliates receive a notification in Microsoft Outlook or within Veeva, letting them know a new piece of content is available to localize.

Make a Copy is an easy way to initiate new projects from existing documents, which can then be worked on jointly by multiple individuals with Collaborative Authoring.



Go to the Actions menu from the original document page and click Make a Copy.

REVIEW AND APPROVAL

Speed approval times with Scientific Statements

Identifying and linking evidence within medical content to its relevant reference material is often very manual. Scientific Statements in Vault MedComms automates this, saving time and effort in the creation and review process.

Users create a Scientific Statement library, including the text to be matched, applicable product, country, and category, and can send it through for review and approval. When authoring new material, content creators can click on the Suggest Links icon (lightbulb), and Vault MedComms will automatically create the reference links within the document based on the Scientific Statements. Users can then review the links, ensure the wording is correct, and that all references are detected.

By using a library of Scientific Statements, content creators not only speed up reference links and reviews but can also ensure they're using consistent messages that have already been vetted and approved.



Tips & Tricks

Scientific Statement ID	Match Text	Category	Product	Lifecycle State
SS-00001	Based on human data, vesicumb products can cause adverse developmental outcomes including B cell lymphocytopenia in infants exposed in-utero (see Clinical Considerations). In animal reproduction studies, intravenous administration of vesicumb to pregnant cynomolgus monkeys during the period of organogenesis resulted in fetuses with malformations of the skeleton (ribcage) as well as resulting in 80% of the exposure (based on AUC) of those achieved following a dose of 30 mg in humans.	Special Populations	Nalveia	Approved
SS-00002	The background risk of major birth defects and miscarriage for the indicated populations is unknown.	Special Populations	Nalveia	Approved
SS-00003	Cholelith is detected in the region of the heart VHG regional distribution of 47%.	Clinical Study Information	Cholecep	Approved
SS-00004	Peng D, Kamen G, Lohman M. The treatment of Hodgkin and non-Hodgkin lymphoma in pregnancy. <i>Haematologica</i> . 2017;92:1230-1237. https://doi.org/10.5556/haematologica.11007 PMID: 17968368	Efficacy	Nalveia	Approved
SS-00005	early-stage HL and bulky disease is the use of chemotherapy and RT		Nalveia	Draft
SS-00006	vesicumb is detected in the milk of lactating cynomolgus monkeys, and IgG is present in human milk.		Nalveia	Draft
SS-00007	Lymphoma is the fourth most frequent malignancy diagnosed during pregnancy occurring in approximately 1/600 of deliveries. Its occurrence may increase due to the current trend to postpone pregnancy until late in life and the suggested high incidence of AIDS-related non-Hodgkin's lymphoma in developing countries.	Special Populations	Nalveia	Approved
SS-00008	Cancer is the second leading cause of death during the reproductive years, comprising approximately 1/100 pregnancies.	Special Populations	Nalveia	Approved
SS-00009	Lymphoma is the fourth most frequent malignancy diagnosed during pregnancy occurring in approximately 1/600 deliveries.	Special Populations	Nalveia	Approved
SS-00010	Up to 70% of cancer patients may suffer from nausea or anorexia following chemotherapy.	Clinical Study Information	Nalveia	Approved
SS-00011	pregnant women with lymphoma might be treated with antibiotics (?) fetal effects on the mother and fetus must be addressed	Special Populations	Nalveia	Approved
SS-00012	The fetal safety of penicillins, cephalosporins and erythromycin is well established.	Safety	Nalveia	Approved
SS-00013	There is strong evidence suggesting that the Nalveia regimen is safe and effective during pregnancy.	Approved Use	Nalveia	Approved

SCIENTIFIC STATEMENTS

STORE AND MANAGE

Optimize content reuse with Based-on Notifications

Many medical organizations implement a global-to-local content model to optimize content reuse and ensure consistent messages across regions. Based-on Notifications help to ensure that content pushed out to the regional location stays up to date and accurate.

When local regions use “Make a copy” to create a child document of a global parent, a relationship is established between the two documents. Notifications can then be added to update the owners of child documents when the parent has been changed. For example, the parent document’s owner can change the document’s “state” if there has been new evidence and the document is now seen to be obsolete. Vault MedComms will notify the owners of any child documents that the global document has changed so they know to update their regional version.

Global authors can also run reports to help them understand how often their document has been copied and the impact of any planned updates.



Tips & Tricks

Quickly review unfamiliar terminology with Glossary Terms

Medical content may often contain unfamiliar terms to the author, reviewer, or contact center as they fulfill medical inquiries, which can slow down the review and distribution of medical information. Glossary Terms in Vault MedComms allow users to look up the definition of unknown terms quickly.

When a reviewer sees a term they might not be familiar with, they can highlight it and open up the glossary with one click. A definition for that word and links to external resources (such as the National Library of Medicine) will appear.

Administrators can view, filter, and search through all the terms in the glossary and add new ones. Dashboards and reports provide quick insights into which glossary terms are being used, the type of searches done by users, and which terms were searched but are not part of the current glossary. This helps administrators determine which terms are good candidates to add to and improve the glossary.

GLOSSARY TERMS



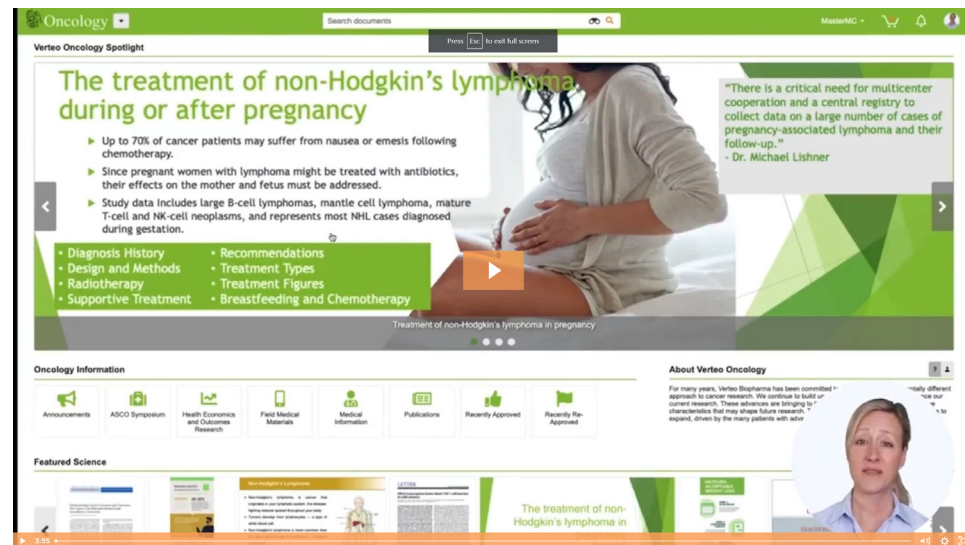
Tips & Tricks

PUBLISH & SHARE

Showcase the latest content with Medical Portals

Medical Portals provide a simple, intuitive interface to showcase scientific content, making it easier for teams to search, browse, access, and share the content they need. This is ideal for users needing simple read-only access to this content or for MSLs doing research offline.

Portals can be quickly set up and organized by therapeutic area, product, country, role, and more. Configurable areas provide quick views of featured content, showcase commonly used scientific materials, and allow you to highlight newly approved documents. “Pop-up” portals are ideal for defined, time-limited uses such as an annual congress.



MEDICAL PORTALS

Rapidly disseminate content to the field with Auto-Publishing

Getting the right content to the field is critical for ensuring personalized, relevant engagement. However, it can be challenging to ensure that MSLs have the most recent version of content and keep it up to date and compliant. Auto-Publishing lets content owners efficiently manage content distribution, creation, versioning, and even withdrawal directly from Vault MedComms to the field.

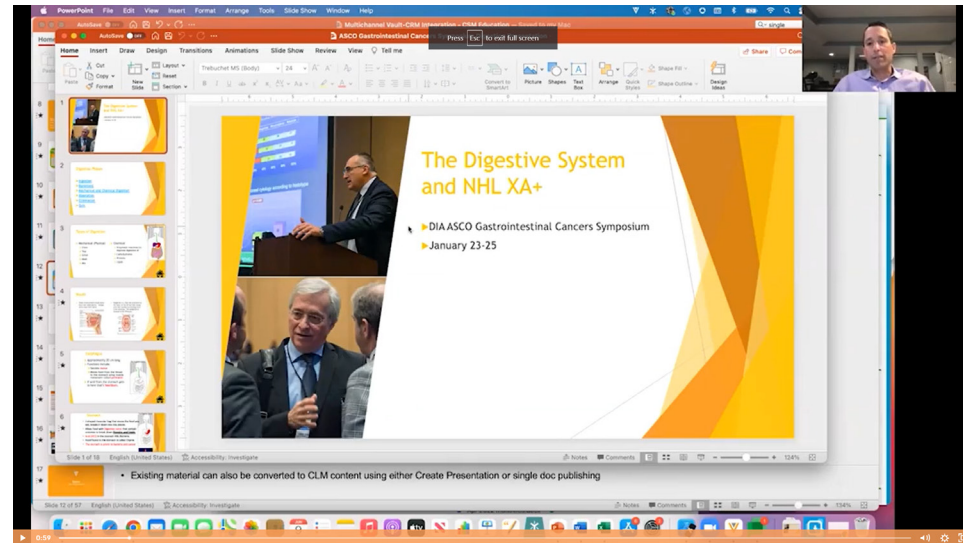


Tips & Tricks

Users can configure CRM rendition settings and behaviors to specify which documents and file types in Vault MedComms are available in CRM (PowerPoint, PDF, MS Word, or video). They can also determine how slide decks render in CRM, such as a multi-slide presentation or native PowerPoint.

Distributing new content to the field is as easy as uploading the document, classifying it to match the rendition settings, and selecting the option to publish to CRM (CLM). Once the system synchs, the new content will appear in the media library for the MSL to use in stakeholder interactions.

Auto-Publishing is a quick and easy way to distribute content and is also derived from one source document. Any updates to the source document (approvals, expirations, etc.) will also appear in rendition in CRM, helping to optimize the management and versioning of scientific content.



AUTO PUBLISHING

Learn more tips and tricks to make the most of Veeva Vault MedComms in the **Veeva Connect** customer community portal.

Copyright © 2025 Veeva Systems. All rights reserved. Veeva and the Veeva logo are registered trademarks of Veeva Systems. Veeva Systems owns other registered and unregistered trademarks. Other names used herein may be trademarks of their respective owners.